

Rio Grande R/C Flyers



The Fly Paper

December 2008
A.M.A. Chapter # 3723

News Letter
I.M.A.A. Chapter # 480

Editor: Bill Robinson: bill@rgflyers.org

Year in review—2008

Bill Robinson

This year has been a year of pleasant events and phenomenal successes culminating with the annual fun fly raising \$500.00 for the Food Bank of the Rio Grande Valley.

The November annual fun fly would not have been as big a success without the assistance of the flyers that attended and registered as pilots for this fun fly. A big thanks to Art Waller, Daniel Sanders, Art Brock, Edward Rivas, Guy "Tex" Long, Bob Berry, Gary Dye, Julio Madrigal, John Bearden, Rick Martinez, Kurt Yondt, Charley Rose, Pablo Cortez, Carlos Grosso, Bob Burnett, Kevin Aguirre, David Mann, Javier Gallig, Mark Self, Art Ratley, Phil Johnson and Alex Hertz. The food was outstanding as always with Roger 'Master Chef' Bell and his always able assistant Bobby Bell at the helm. The side dishes brought by pilots and non-flying attendees rounded out the festivities, Thanks for all the cookies.

In January a survey was taken of the club membership to identify activities they would be interested in for the coming year. Based on the results of that survey we instituted funfly's with a bi-monthly frequency. During the year we had 3 funfly pylon events, a combat event, bomb drops, dead stick spot landings and something called Fast & Slow. The participating of these events was enthusiastic and the participation grew as the year progressed. In 2009 we will establish a Fun-Fly committee to plan and run these events.

January Meeting Notice

The January meeting will be held on Wednesday January 7th at 7:00 PM. The meeting will be at Rudy's restaurant, located at 209 W. Nolana In Pharr. The club usually arrives at 6 PM for dinner with the meeting beginning at 7 PM.



In August we participated in the annual tri-club competition hosted by the SMASH club at their Rio Hondo flying field. The team that represented the Rio Grande Flyers walked away with the coveted George Haynes trophy as the winners of this annual event.

The grill at the field also got a workout this year. Most notably was the prime rib cookout held on March 9th. 60 folks braved a windy day to chow down on a fantastic prime rib dinner served up by Roger "Master Chef" Bell. All I could say was WOW!

The Club also identified an auxiliary or second flying field for the club use. An alternative flying site was a concern for club members, This concern has been based on the continuing urbanization of the area surrounding our primary flying site. In March Mark Self identified the Bennack Property in North East Hidalgo County as a possible alternative flying site. The clubs executive board met with the property owner and establish an agreement for the use of the property for Saturday and Sunday R/C flying activities on a scheduled basis and secured AMA flying site insurance for this site. Since the inaugural visit on June 8th. The club has added a frequency board and a airplane starting station to the field.



Thanks to all that made 2008 another fun year to play with toy airplanes. We ate some fine food, met new people, fly new planes and crashed a few along the way. We added new members and sadly saw some valued members depart. I plan to make 2009 as fun as 2008 was, the only thing I can guarantee is that it will be odd.

Meeting Minutes November 3, 2008

Art Ratley, Secretary


The December 2008 meeting of the Rio Grande R/C Flyers was called to order at 7:00 P.M. by our club President Bill Robinson. There were 27 people in attendance at Rudy's BBQ restaurant in Pharr.

Motion by Dick Myers, second by Bob Barry to approve the minutes of the November meeting as published in the Newsletter. Motion carried.

Treasurer and Field Marshall Roger Bell reported that the field had been mowed and everything is in good shape. Bills had been paid and there was a balance of \$328.00. He also passed out tickets for the grand raffle.

Safety officer Rick Martinez lead a discussion about some concerns at the field. All flyers should be aware of others flying at the same time. Aerobatics should be performed at the center of the pattern on the opposite side of the runway away from the spectators. No flying over people, buildings, or structures in the area.

Flight station safety barriers have been set up at the three locations. Thanks to Dave and Bob who designed, built and installed these safety features. A round of applause for this great addition to the field. Bill stated that he will relay this information to the AMA. There was also some discussion about mats for the stations.



The annual November Fly-In was a great success. Three clubs were represented. Good weather, Good food, and Good flying, was enjoyed by everyone. There were 23 pilots registered, 63 meals served, and a donation of \$500.00 was made to the Food Bank. Bill will also report this to the AMA.

New Business: Schedule of upcoming events:

- ⇒ Saturday December 6th - SMASH club pylon practice at the Rio Hondo field. Call or contact Roger Bell for information about this event. (Editors update: This event has been cancelled)
- ⇒ Sunday December 7th - Pearl Harbor Day Fun Fly. Bob Barry organizer. Events to include, Dead Stick Spot Landing, and Bomb Drop.
- ⇒ Saturday January 17th - SMASH Swap Shop. Harlingen
- ⇒ February 6,7, and 8 - Weslaco Air Show. Rio Grande R/C Flyers plan to set up a tent and participate all three days of the event.

A suggestion was made to have some type of scarves or bandanas made with the club logo for our dogs. These would be available for a fee to those interested.




The election of New Officers for the year 2009 was held by secret ballot. The results are:

President - Bill Robinson
Vice-President - Rick Martinez
Secretary - Art Ratley
Safety Officer - John Bearden
Treasurer/Field Marshall - Roger Bell

As for proposition 1 on the ballot, it was a little unclear whether Sarah Palin was accepted as an honorary member of the club, so there might have to be a recount. It was a strong feeling however among some members that she should be named ambassador to Russia.

There was a lot of excitement generated by the Grand Raffle drawing. Roger Bell had the winning ticket for the Futaba Radio and Fred Huebinger's name was drawn for the tray (Tray was donated by Jim Schroeder).

Several people filled out membership cards and paid dues for the upcoming year. Next meeting will be Wednesday January 7th at Rudy's restaurant. Meeting adjourned without opposition at 7:30 P.M.



Flying Field Portable Pilot Safety Box
By Bob Barry, AMA#903371
Rio Grande R/C Flyers
Penitas Texas

All of the material is available at your local home center or hardware store. I purchased the materials at Lowe's so those are the prices shown.

Materials for Each Box

- (3) 1.25" x 10' Schedule 40 PVC pipe – \$4.80 ea
- (8) 1.25" Elbows - \$0.83 ea
- (4) 1.25" T's - \$1.23 ea
- (1) roll 3' x 15' black plastic hardware net - \$11.26 ea
- Zip Ties 8" - \$4.88 / 100
- PVC Cement \$3.24 & Primer \$2.52 (enough to make 3 boxes)



Instructions

Cut Pipe to Following Dimensions:

- 1 piece cut into 4 sections 30" each - 4 each risers
- 2 pieces cut into 40" sections - 6 each top & bottom rails
- Cut 8" off of 4 of the 40" sections

You should now have:

- 2 pieces 40"
- 4 pieces 32"
- 4 pieces 30"
- 4 pieces 8"


Glue each of the 32" and 8" pieces into the ends of a T; then glue an Elbow on to the end of the 30" piece making sure it is in line with the "up" end of the T. You should have 4 Side Rails. Connect two Side Rails together with the 30" pieces.

Glue an Elbow onto each end of the 2 40" pieces making sure the openings face the same direction.

Push the Front pieces on to the Side Assemblies and the frame is complete. The front pieces may be glued in place, but a friction fit will allow for disassembly if they need to be stored flat. The bottom pieces of pipe can be filled with sand, pea gravel, or concrete to add weight.

Attach the hardware net with 8" zip ties.

Flying Field Portable Pilot Safety




Elbow 32" piece T 8" piece



Sides - Top & Bottom
Make 4 of these



Elbow 4 Elbow



Front - Top & Bottom
Make 2 of these

